

ARCHITECTURAL COLOR CHART



• Final color selection should be made from actual color chips.

- All products are available in smooth or embossed finish.
- Trim is available in all colors.
- Review the sample warranty for complete performance attributes and terms and conditions.

SIGNATURE® 200 Standard Colors

SILICONIZED POLYESTER
Polar White is a Straight Polyester.

** Minimum quantities and/or extended lead times required. Please inquire.



BURNISHED SLATE★
SR .34 SRI 36



POLAR WHITE★
SR .58 SRI 68



CHARCOAL GRAY★
SR .38 SRI 41



LIGHT STONE★
SR .56 SRI 66



RUSTIC RED★
SR .37 SRI 39



KOKO BROWN★
SR .35 SRI 37




FERN GREEN★
SR .29 SRI 29



COAL BLACK★
SR .34 SRI 35



HAWAIIAN BLUE★**
SR .31 SRI 31



SOLAR WHITE★**
SR .71 SRI 86

SIGNATURE® 300 Standard Colors

** Minimum quantities and/or extended lead times required. Please inquire.



HARBOR BLUE★
SR .28 SRI 27



COLONIAL RED★
SR .34 SRI 35




MEDIUM BRONZE★
SR .33 SRI 34



PACIFIC BLUE★
SR .29 SRI 29



NATURAL PATINA★**
SR .41 SRI 45



SNOW WHITE★
SR .65 SRI 78



SLATE GRAY★
SR .37 SRI 39



ALMOND★
SR .63 SRI 75



MIDNIGHT BRONZE★
SR .29 SRI 28



CLASSIC GREEN★



EVERGLADE★
SR .33 SRI 34



BROWNSTONE★
SR .47 SRI 53



TUNDRA★
SR .46 SRI 52




SPRUCE★
SR .36 SRI 38



HUNTER GREEN★
SR .35 SRI 37




BRITE RED★**
SR .49 SRI 55




BONE WHITE★**
SR .70 SRI 85

SIGNATURE® 300 Metallic

** Minimum quantities and/or extended lead times required. Please inquire.



COPPER METALLIC★**
SR .46 SRI 51



SILVER METALLIC★
SR .52 SRI 58

Metallic coatings are directional. Panels and trim must be installed oriented in the same direction to prevent perceived shade variances.



★ ENERGY STAR® Qualified Color through our Energy Star partner MBCI.

This chart is a digital reproduction; coloration may show slight variations from the actual colors. Final color selection should be made from actual color chips.

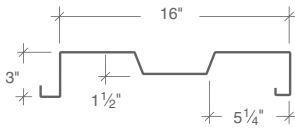
Descriptions and specifications contained herein were in effect at the time this publication was approved for printing. In a continuing effort to refine and improve products, we reserves the right to discontinue products at any time or change specifications and/or designs without incurring obligation. Signature® is a registered trademark of NCI Group, Inc.

Architectural Panel Profiles

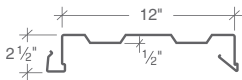
DESIGNER® SERIES



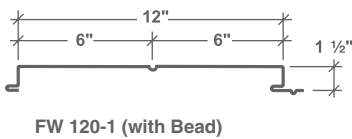
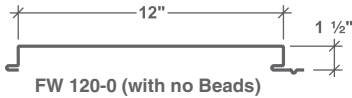
SHADOWRIB™



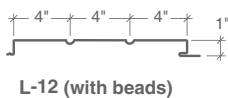
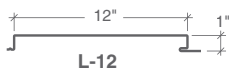
NUWALL®



FW-120

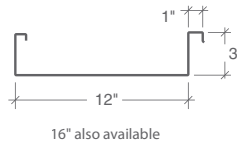


ARTISAN® SERIES



L-8 & L-10 also available

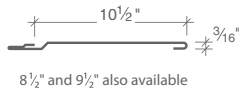
CLASSIC® SERIES



QWIKLOK™



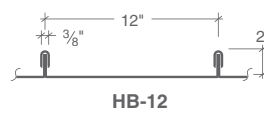
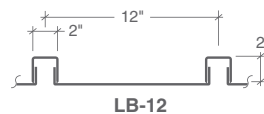
FLEXLOC®



MASTERLINE® 16



CRAFTSMAN™ SERIES

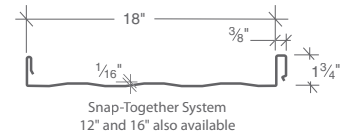


16 1/2" also available

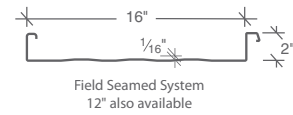
STANDING SEAM

VERTICAL LEG

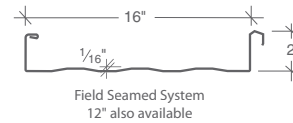
LOKSEAM®



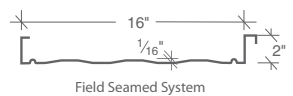
BATTENLOK® HS



SUPERLOK®

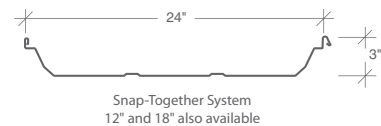


CURVED BATTENLOK®



TRAPEZOIDAL LEG

ULTRA-DEK®



DOUBLE-LOK®

