

STANDING SEAM ROOF PANEL SYSTEMS



The Double-Lok® roof panel is a mechanically field-seamed, trapezoidal leg standing seam roof system. Double-Lok® panels are available in 18-inch and 24-inch widths. Double-Lok® requires a minimum slope of 1/4:12. Double-Lok® panels are ideal for industrial, commercial and architectural applications.

FEATURES AND BENEFITS

- Designed to cope with the forces of expansion and contraction. This is accomplished by allowing the panels to freely move up and down the roof slope.
- 2" and 4" sliding clips are available in high and low versions, which allow thermal movement on a wide variety of building widths.
- Numerous UL 580 Construction rating are available, as well as UL 790, Class A for external fire, numerous roof assemblies for UL 263 for internal fire and the UL 2218 Class 4 impact rating.
- Double-Lok® carries FM, Florida approval and Dade County ratings.

PRODUCT SPECIFICATIONS

Applications: Roof

Coverage Widths: 18" and 24"

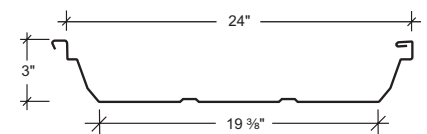
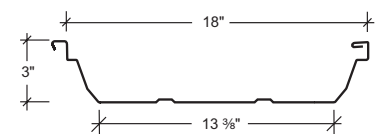

Minimum Slope: 1/4:12

Panel Attachment: Concealed Fastening System; Low, High, and 2" Stand Off Sliding Clips

Gauges: 24 and 22

Finishes: Smooth (standard); Embossed (optional)

Coatings: Galvalume Plus®, Signature® 200, Signature® 300, Signature® 300 Metallic



STANDING SEAM ROOF PANEL SYSTEMS

CATEGORY	CHARACTERISTIC	TEST METHOD	PURPOSE	RESULT
ENVIRONMENTAL	Air Leakage Through Roof Panel Joints	ASTM E1680	Determines the air leakage characteristics of metal roof panels under specified air pressure differences at ambient conditions	0.013 cfm/ft ² at 6.24 psf static pressure 0.020 cfm/ft ² at 12.00 psf static pressure
	Water Penetration Through Roof Panel Joints	ASTM E1646	Determines the resistance to water penetration of metal roof panels under uniform static air pressure difference	No uncontrolled water penetration through the panel joints at a static pressure of 12.00 psf
	Impact Resistance	UL 2218	Determines Impact Resistance of prepared Roof Covering Materials	Class 4 Rating
FIRE RESISTANCE	Room Fire Performance	UL 790	Standard for Standard Test Methods for Fire Tests of Roof Coverings	See Class A Fire Rating Data Sheet
	Room Fire Performance	UL 263	Standard for Fire Tests of Building Construction and Materials	For use in Design Nos. P225, P227, P230, P237, P265, P268, P508, P510, P512, P701, P711, P720, P722, P726, P731, P734, P801, P815, P819.
STRUCTURAL	Uplift Resistance	ASTM E1592	Provides a standard procedure to evaluate or confirm structural performance under uniform static air pressure difference	See Load Chart Section
	Gravity Loads	AISI S100	North American Specification for the Design of Cold-Formed Steel Structural Members	See Section Properties and Allowable Load Table Section
ROOF LISTINGS	Roof Performance FM Global	FM 4471	Sets performance standards for panel roofs including uplift resistance	See FM Engineering Tech Bulletin
	Roof Performance Underwriters Laboratories	UL 580	Determines the uplift resistance of roof assemblies consisting of the roof and roof coverings materials	Class 90 Rating - Construction Number 165, 180C, 287, 308A, 450, 538, 539 and 540.
	Roof Performance Miami-Dade County	TAS 125 TAS 201 TAS 100 FM 4471 App. G	The Product Control Approval System establishes a protocol to evaluate the standards of products used in construction in Miami-Dade County. Miami-Dade County, with its inclusion in the High Velocity Hurricane Zone (HVHZ) has the most stringent code requirements of the Florida Building Code. Therefore, all products that comprise the structure's building envelope — doors, shutters, windows, prefabricated buildings and truss plates — require the issuance of an approval in order to be used for construction in Miami-Dade County	See NOA # 13-0425.14
	Roof Performance Florida Approval	ASTM E 1592 FM 4471 UL 790	Florida product approval is the approval of products and systems, which comprise the building envelope and structural frame, for compliance with the structural requirements of the Florida Building Code.	See FL# 11819.2

Descriptions and specifications contained herein were in effect at the time this publication was approved for printing. Application details are for illustration purposes only and may not be appropriate for all environmental conditions, building designs or panel profiles. Projects should be designed to conform to applicable building codes, regulations and accepted industry practices. If there is a conflict between this document and project erection drawings, the erection drawings will take precedence.